

WESLEY CHAPEL
AVALON PARK
LIVE • LEARN • WORK • PLAY



WESLEY CHAPEL AVALON PARK

LIVE • LEARN • WORK • PLAY

*D*eveloped on over 1,600 acres, West Florida's most extensive traditional community features individual neighborhoods nestled in serene, natural surroundings in the Tampa Bay area.

Offering classic homes in rich design and skillfully crafted by award-winning builders. Avalon Park Wesley Chapel adds to its small-town charm with neighborhood parks, tree-lined streets, garages accessible from private rear lanes and wide front porches that enhance the pedestrian-friendly character of the neighborhoods.

At the heart of the community, Avalon Park Wesley Chapel's Downtown brings convenience home with necessities like a medical center, schools, daycare, dining and shopping all within only a short distance of home. Readily accessible major roads, including the nearby State Road 54 and I-75, make getting around town and to work easy. Avalon Park Wesley Chapel's downtown will become the center of daily life and activity for Wesley Chapel.

*Dinner times, family times, happy times,
they're all times that make up the days, years
and life times of the residents of
Avalon Park Wesley Chapel.*





*A Vision for
Healthy Community,
the Knowledge
to See it Through.*



Talk about new school
schedules and soccer
practice, while savoring
every morsel and father
daughter moments.





LIVE

Days begin well and end even better on the front porches in Avalon Park Wesley Chapel. Neighbors share coffee and casual conversation. Friends and family have a comfortable place to sit and watch life as it passes by. The traditional homes in Avalon Park Wesley Chapel combine both the warmth of yesterday and the conveniences of today in an architecture as inviting as the traditions.





Counting cracks in the
sidewalk suddenly gives way
to "One more block and
we're home!"





LEARN

Neighborhood schools are literally in walking and bike riding distance. These will be the building blocks of this community. An elementary and future K-12 school will be the center of our Campus of Knowledge & Faith, which will be on site. New learnings will be taught, while new friendships will be made. Bike rides and walks with friends to school will be where great memories are formed.





Working in the
neighborhood is a short
walk and a million miles
from working
anywhere else.







WORK



"Work at home" was never like this! Make your office at home or in the Downtown and make rush hour a thing of the past. At the heart of the community Avalon Park Wesley Chapel's Downtown brings convenience home with necessities, like medical offices, schools, dining, and shopping. All within a short walking distance from home.





PLAY

Stretch yourself and your imagination across a community filled with natural, recreational amenities, and beautiful conservation views. Ballplayers will find soccer fields, baseball fields, football fields, tennis and basketball courts. Residential areas are surrounded by open green space, interconnected roadways, paths for biking and ponds full of fish!

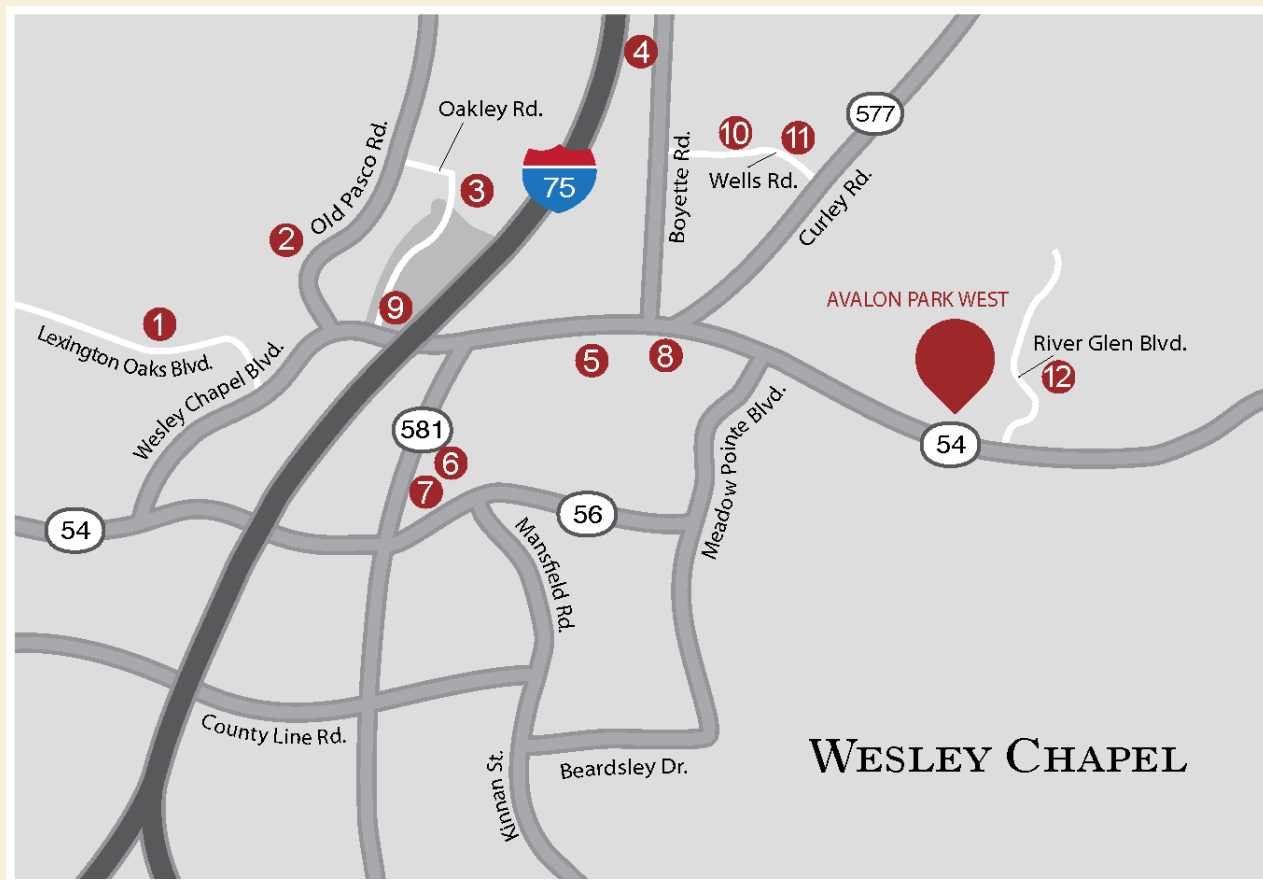
*There never was a
babysitter so solid,
nor so patient,
as a grandfather.*



They are the best of times,
and the blessed of times.

Moments defined by a community
whose clock tick with the varied
heartbeats of its residents, young
and old. This is a collection of
lifetimes; snapshots of living,
learning, working and playing in
an extraordinary community...

Welcome
Home!



Entertainment

1. Lexington Oaks Golf Club
2. Quail Hollow Golf and Restaurant
3. Cobb Theater
4. Wesley Chapel District Park
5. Saddlebrook Resort
6. Shops at Wiregrass

Hospitals


7. Florida Hospital - Wesley Chapel

Utilities

8. Bright House Networks
9. Verizon Wireless

Schools & Universities

10. Wesley Chapel High School
11. Thomas E. Weightman Middle School
12. New River Elementary School



Information Center : 33613 SR 54. Wesley Chapel, FL 33543

813-783-1515 | AvalonParkWesleyChapel.com

Info@AvalonParkWesleyChapel.com